

Sulfide CHEMets[®] Kit

K-9510/R-9510: 0 - 1 & 1 - 10 ppm

Test Procedure

1. Fill the sample cup to the 25 mL mark with the sample to be tested (fig. 1).
2. Add 3 drops of A-9500 Activator Solution (fig. 2). Stir to mix the contents of the cup.

NOTE: Store the A-9500 Activator Solution in the glass bottle when not in use.

3. **Immediately** place the CHEMet ampoule, tip first, into the sample cup. Snap the tip. The ampoule will fill leaving a bubble for mixing (fig. 3).
4. To mix the ampoule, invert it several times, allowing the bubble to travel from end to end.
5. Dry the ampoule and wait **5 minutes** for color development.
6. Obtain a test result using the appropriate comparator.

- a. **Low Range Comparator (fig. 4):** Place the ampoule, flat end first, into the comparator. Hold the comparator up toward a source of light and view from the bottom. Rotate the comparator until the best color match is found.

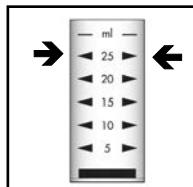


Figure 1

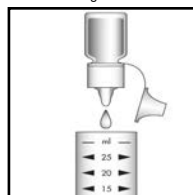


Figure 2

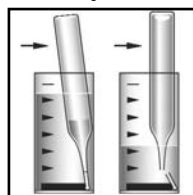


Figure 3




Figure 4

- b. **High Range Comparator (fig. 5):** Place the ampoule between the color standards until the best color match is found.

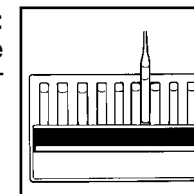


Figure 5

Test Method

The Sulfide CHEMets[®] test kit employs the methylene blue chemistry.^{2,3} In an acidic solution, sulfide reacts with N,N-dimethyl-p-phenylenediamine and ferric chloride to produce methylene blue. The resulting blue color is directly proportional to the sulfide concentration.

Strong reducing agents, including high levels of sulfide, will cause low results. Sulfide is very volatile, especially when the sample is acidified. It is essential to analyze the sample as quickly as possible.

1. CHEMets is a registered trademark of CHEMetrics, Inc. U.S. Patent No. 3,634,038
2. APHA Standard Methods, 22nd ed., Method 4500-S²-D - 2000
3. EPA Methods for Chemical Analysis of Water and Wastes, Method 376.2 (1983)

Safety Information

Read SDS (available at www.chemetrics.com) before performing this test procedure. Wear safety glasses and protective gloves.

Visit www.chemetrics.com to view product demonstration videos.
Always follow the test procedure above to perform a test.



www.chemetrics.com
4295 Catlett Road, Midland, VA 22728 U.S.A.
Phone: (800) 356-3072; Fax: (540) 788-4856
E-Mail: orders@chemetrics.com

Feb. 18, Rev. 11